



### District Report Card: 2017


<b>State:</b> Gujarat	<b>District:</b> The Dangs
<b>Class:</b> 5	<b>Subject:</b> Language
<b>Schools:</b> 61	<b>Students:</b> 1023


### Participation/Coverage


#### Students

<b>GENDER</b> 	Boys		Girls	
	Number	%	Number	%
	533	52.10	490	47.90

<b>AREA</b> 	Rural		Urban	
	Number	%	Number	%
	1023	100.00	0	0.00

<b>CATEGORY</b> 	SC		ST		OBC		GEN	
	Number	%	Number	%	Number	%	Number	%
	3	0.29	975	95.31	36	3.52	9	0.88

<b>CWSN</b> 	LD	VI	HI	S&LD	ID	Oth
	1	0	1	0	5	1

<b>Management</b> 	Government		Government-aided	
	Number	%	Number	%
	1023	100.00	0	0.00

### Average Performance of Students in Language (%)

Overall	Gender		Area		Management		Social Group			
	Male	Female	Rural	Urban	Govt.	Aided	SC	ST	OBC	GEN
60.78	60.00	61.62	60.78	0.00	60.78	0.00	37.78	61.61	42.41	51.85

## Performance on Learning Outcomes (LOs)

Learning Outcomes	Description	Average Performance(%)
L504	Reads and comprehends independently storybooks, news items/ headlines, advertisements etc.	56.89
L508	Reads text with comprehension, locates details and sequence of events	62.72

Range of Performance of Students who Answered Correctly							
Below 30%		30% - 50%		50% - 75%		Above 75%	
Number	%	Number	%	Number	%	Number	%
105	10.26	230	22.48	398	38.91	290	28.35

## Lowest Performing Learning Outcomes (LOs)

- 1 - Reads and comprehends independently storybooks, news items/ headlines, advertisements etc. (56.89)
- 2 - Reads text with comprehension, locates details and sequence of events (62.72)